


Print the complete address in plain letters in the panel below, and your return address in the space provided on the right. Use typewriter, dark ink, or dark pencil. Faint or small writing is not suitable for photographing.



TO:

1/5 Sue Oates.  
A-705890  
W.A.C. Det. Sch. Bn.  
Fort Snelling 11, Minnesota


FROM

1/5 Jack Murata 37365278  
A.P.O. 11886 70 Postmaster  
SAN FRANCISCO, Calif.

(CENSOR'S STAMP)

SEE INSTRUCTION No. 2

(Sender's complete address above)



# SEASON'S GREETINGS


It wouldn't seem like  
**CHRISTMAS**

If we couldn't get in touch  
And extend the

# SEASON'S GREETINGS

To those we like so much!

*We are still stationed with the 295<sup>th</sup>  
replacement center waiting to get assigned* Always Jack.



HAVE YOU FILLED IN  
COMPLETE ADDRESS AT TOP?

REPLY BY  
**V...-MAIL**

HAVE YOU FILLED IN  
COMPLETE ADDRESS AT TOP?

POST OFFICE DEPT. PERMIT NO. 93

V-mail service provides a most rapid means of communication. If addressed to a place where photographing service is not available the original letter will be dispatched by the most expeditious means.

### INSTRUCTIONS

- (1) Write the entire message plainly on the other side within marginal lines.
- (2) Print the name and address in the two spaces provided. Addresses of members of the armed forces should show full name, complete military or naval address, including grade or rank, serial number, unit to which assigned or attached and Army Post Office in care of the appropriate postmaster or appropriate Fleet Post Office.
- (3) Fold, seal, and deposit in any post office letter drop or street letter box.
- (4) Inclosures must not be placed in this envelope.
- (5) V-mail letters may be sent free of postage by members of the Armed Forces. When sent by others postage must be prepaid at domestic rates (3c ordinary mail, 6c if domestic air mail service is desired when mailed in the U. S.)