

Reno, Nevada

8 June 1988

Dear Fellow Vets:

If you are like me, you may at times have wondered about how the 100th Battalion/442nd Regimental Combat Team's ratio of 1 Medal of Honor to 52 Distinguished Service Crosses compared with the ratios of other comparable units.

During my research I quickly found out that unit histories of organizations smaller than Division size was very hard to locate, if indeed it had been published at all. I therefore settled on getting the information on awards earned by members of US Divisions involved in combat in World War II.

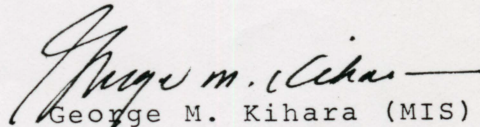
In studying the data I found that there was no correlation in ratios between the Medal of Honor and the DSC. Each act was obviously judged on its own merit. As far as ratios go, it went from a high of 4 MHs : zero DSC in the case of the 85th Infantry Division, to the lows of zero CMH : 25 DSCs and 1 CMH ; 54 DSCs, with every conceivable combinations of ratios in between!



It was also interesting to note that there was no significant difference between the ETO and the Pacific Theater of Operation with ratios of 1 : 8.63 and 1 : 8.20, respectively.

The biggest surprise of this project was the revelation that fully TWO THIRDS (40 out of 60) of the Congressional Medal of Honors earned in the Pacific Theater was awarded for smothering the blast of an explosive device ( and one Marine survived to talk about it!). In comparison, there were "only" 7 such awards in the European Theater of Operation, which of course includes one, PFC Sadao S. Munemori.

The foregoing data was obtained from presumably reliable sources (mostly unit histories), but this perpetrator makes no guarantees as to its accuracy.

Hope you find this interesting reading.

  
George M. Kihara (MIS)

  
DIXON, CA 95620  


RATIO OF CMH TO DSC  
OF SOME SELECTED UNITS

<u>EUROPEAN THEATER</u>	<u>DIS. UNIT CITATION</u>	<u>MH</u>	<u>DSC</u>	<u>RATIO MH : DSC</u>	<u>AUTHORIZED STRENGTH</u>
100TH BN/442 RCT	7	1	52	1 : 52	REGIMENT 4,500
1ST INF DIV.	20	16	130	1 : 8 $\frac{1}{8}$	DIVISION 24,500
2ND INF DIV.	16	6	34	1 : 5 $\frac{2}{3}$	"
3RD INF DIV.	11	36	109	1 : 3	"
4TH INF DIV.	12	3	60	1 : 20	"
5TH INF DIV.	2	1	39	1 : 39	"
26TH INF DIV.	1	1	43	1 : 43	"
34TH INF DIV.	3	9	6	1 $\frac{1}{2}$ : 1	"
35TH INF DIV.	6	1	44	1 : 44	"
36TH INF DIV.	12	14	80	1 : 5 $\frac{3}{4}$	"
70TH INF DIV.	1	0	13	0 : 13	"
85TH INF DIV.	5	4	0	4 : 0	"
91ST INF DIV.	3	2	2	1 : 1	"
94TH INF DIV.	1	1	54	1 : 54	"
97TH INF DIV.	0	1	1	1 : 1	"
100TH INF DIV.	7	3	9	1 : 3	"
3RD ARMOR DIV.	7	0	25	0 : 25	ARMOR DIV. 16,300
10TH ARMOR DIV.	5	0	19	0 : 19	"
82ND AIRBORNE DIV.	15	3	37	1 : 12 $\frac{1}{3}$	AB DIV. 14,000
101ST AIRBORNE DIV.	13	2	56	1 : 28	"

PACIFIC THEATER OF OPERATIONS

7TH INF. DIV.	9	3	26	1 : 8 $\frac{2}{3}$	DIVISION 24,500
24TH INF DIV.	8	3	15	1 : 5	"
25TH INF DIV.	6	6	72	1 : 12	"
AMERICAN INF DIV.	2	1	45	1 : 45	"
11TH AIRBORNE DIV.	13	2	9	1 : 4 $\frac{1}{2}$	AB DIV. 13,000
1ST CAVALRY DIV.	10	2	14	1 : 7	DIVISION 24,500