

"INCOMING"

Notes For
Lon: Ding
J-A Soldier
in WW II
films

WHAT THE HELL IS THAT?

or:

WHAT WEAPONS SOUND LIKE WHEN IN USE

NOTE: INCOMING EXPLOSIVES SOUND I ON IMPACT RELATES TO SIZE OF MISSILE. Smaller ammunition creates higher pitched and "smaller" sound when it explodes. Larger cannon artillery is lower pitched, has deeper rumble effect.

TERRAIN & LOCATION : Well forested, hilly terrain "absorbs" sound ~~thx~~ like a well upholstered room.

A paved village street with stone buildings makes sound more "live," clearer, like a tiled room

AS SOUNDS DRAW NEAR, they increase in pitch. When moving away, the ~~pt~~ pitch drops. (heard as object passez)

WHAT IT SOUNDS LIKE WHEN THERE'S "INCOMING" (things being shot at you)

RIFLE: If waepon is close enough the shot can be heard. When bullet hiss object, sound is not audible unles you're very close. A tree whould have a dull "tchunk"

a stone ~~w~~ walll/~~w~~ will sound like a sharp, quick, "chink!" If yo u're really close the bullet will create set steady, high pitched whine as it passes you.

MACHINE GUN: Same characteristics as rifle, but rapid. When objects are hit, there is a sucesson of sounds ~~w~~ as each bullet hits an object. VBlank places in audio where bullets don't hit anything but keep traveling. (ie: Da, da, da Duha Dudha, , , dee dee ping dee.)

MORTAR: ~~sh~~ Incoming mortar & cannon shels increade pitch as they approac. Shells with fins do no "tumble" and maintain an even pitc h as they approac h. Crash boom on impact. Shells with no fins tend to spin and tu turn in the air, making irregularities in pitch as it approaches. Non finned bombs make the same ~~sh~~ noise on impact ~~at~~ finned shells.



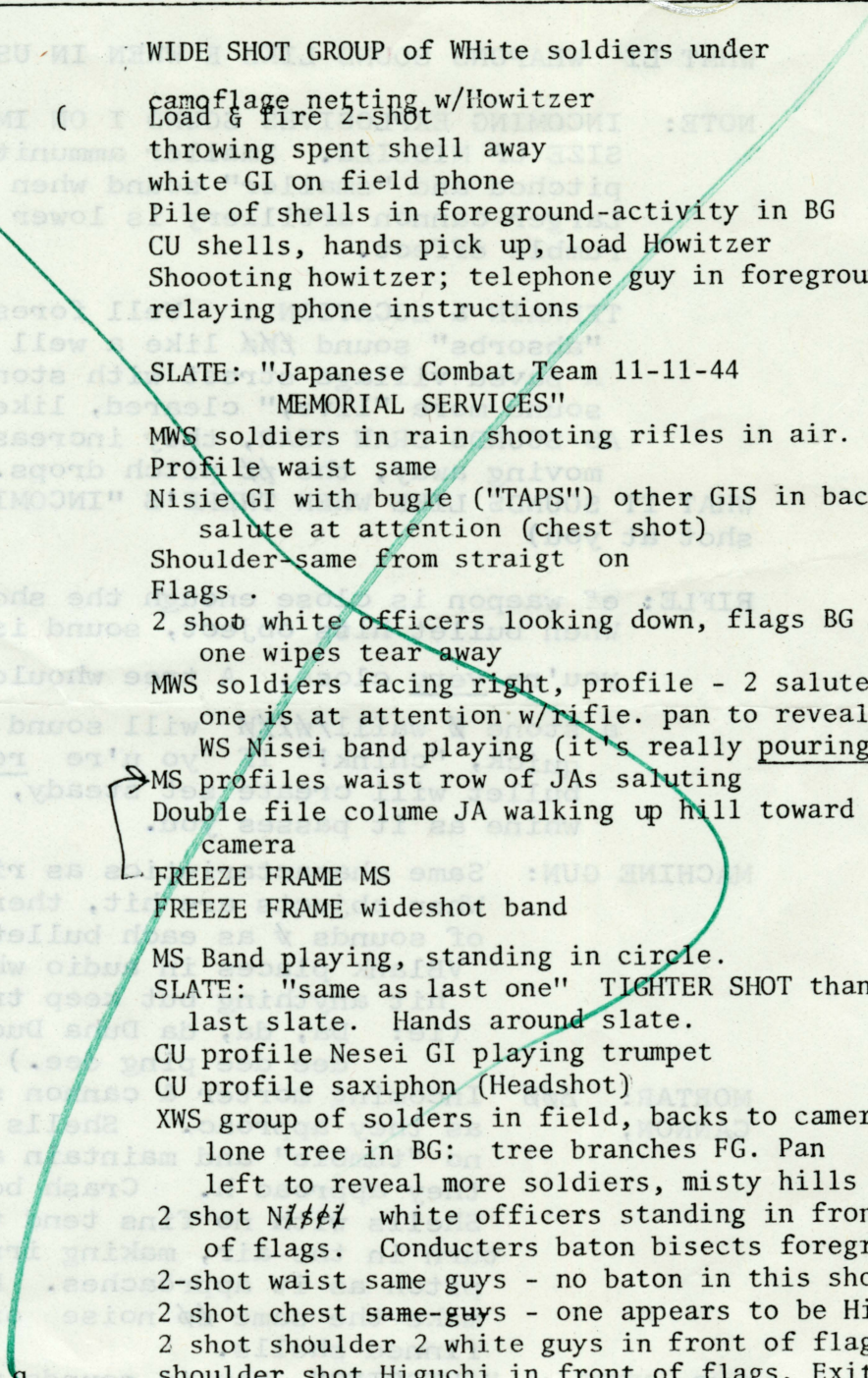
NEXT:: "OUTGOING" How it sounds when you shoot at them .

Handwritten red scribbles

Memorial Service
 192
 12C


SHOT BREAKDOWN

| TIME CODE | LOCATION | SUBJECT/ACTION |
|-----------|----------|--|
| 07:03:30 | | WIDE SHOT GROUP of White soldiers under |
| 07:03:41 | (| camouflage netting w/Howitzer Load & fire 2-shot |
| 03: 46 | | throwing spent shell away |
| 03 48 | | white GI on field phone |
| 03 50 | | Pile of shells in foreground-activity in BG |
| 04 02 | | CU shells, hands pick up, load Howitzer |
| 04 05 | | Shooting howitzer; telephone guy in foreground relaying phone instructions |
| 04 20 | | |
| 4 44 | | SLATE: "Japanese Combat Team 11-11-44 MEMORIAL SERVICES" |
| 4 46 | | MWS soldiers in rain shooting rifles in air. |
| 4 54 | | Profile waist same |
| 05 00 | | Nisei GI with bugle ("TAPS") other GIS in background salute at attention (chest shot) |
| 05 06 | | Shoulder-same from straight on |
| 05 11 | | Flags . |
| 05 17 | | 2 shot white officers looking down, flags BG one wipes tear away |
| 05 23 | | MWS soldiers facing right, profile - 2 salute, one is at attention w/rifle. pan to reveal WS Nisei band playing (it's really pouring) |
| 05 35 | | MS profiles waist row of JAs saluting |
| 05 39 | | Double file colume JA walking up hill toward camera |
| 05 48 | | FREEZE FRAME MS |
| 06 06 | | FREEZE FRAME wideshot band |
| 07:41 | | MS Band playing, standing in circle. |
| 07: 45 | | SLATE: "same as last one" TIGHTER SHOT than last slate. Hands around slate. |
| 07: 48 | | CU profile Nisei GI playing trumpet |
| 07:52 | | CU profile saxiphon (Headshot) |
| 07 59 | | XWS group of solders in field, backs to camera. lone tree in BG: tree branches FG. Pan left to reveal more soldiers, misty hills in BG |
| 08:10 | | 2 shot Nisei white officers standing in front of flags. Conducters baton bisects foreground |
| 24 | | 2-shot waist same guys - no baton in this shot |
| 23 | | 2 shot chest same-guys - one appears to be Higuchi. |
| 30 | | 2 shot shoulder 2 white guys in front of flags. |
| 36 | | shoulder shot Higuchi in front of flags. Exit RT |
| 40 | | MS banner : "HONOR ROLL 2nd BN 442nd INF 82" pan left across white officer to Higuchi on podium giving sermon |
| 48 | | Same scence Higuchi's POV (we see back of Head. shoulders white officers, Rows and rows of Nisei GIs facing camera.) |
| 08: 50 | | SLATE : "reads same as others" It is on ground leaning against pack/ |
| 08:52 | | @ shot JAs seated facing rt at service, heavily bundled up. |



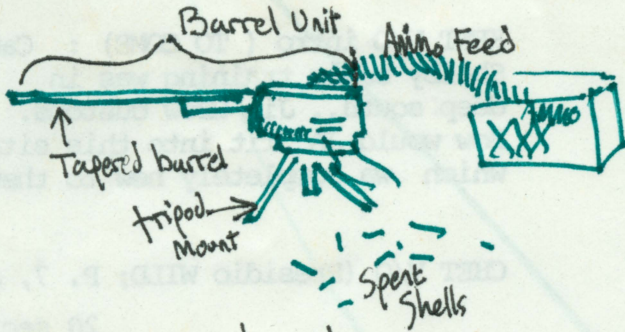
LIGHT INFANTRY ARTILLERY & WAEPONS IDENTIFICATION GUIDE
 LIKELY TO BE USED BY FOOT SOLDIERS IN VERY RUGGED TERRAIN
 AT FRONT IN WOLRD WARR II - IDENTIFYING SOUNDS ON SEPARATED
 PAGE.....

LIGHT INFANTRY HOW?



RIFLE

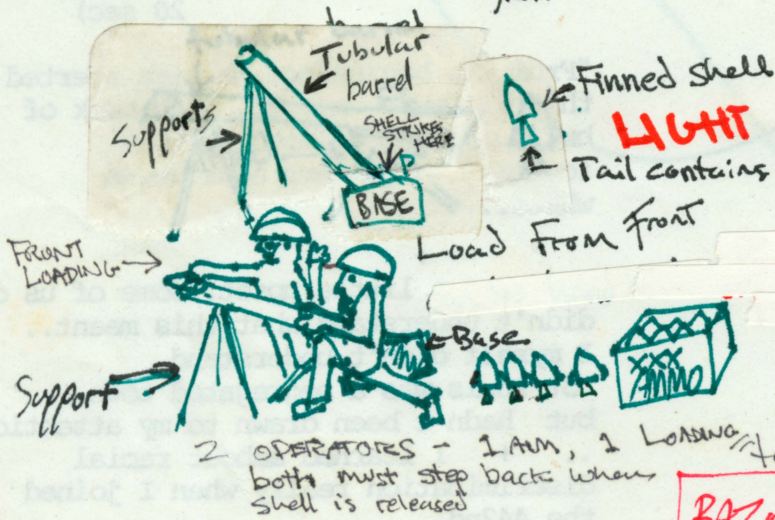
all foot soldiers have one



Assembled — **MACHINE GUN**

operated and carried by two men—one carry barrel unit & other carry tripod unit. Over s houlders.

REQUIRES 2 OPERATORS
 1 to aim
 1 to Feed Ammo & prevent jams



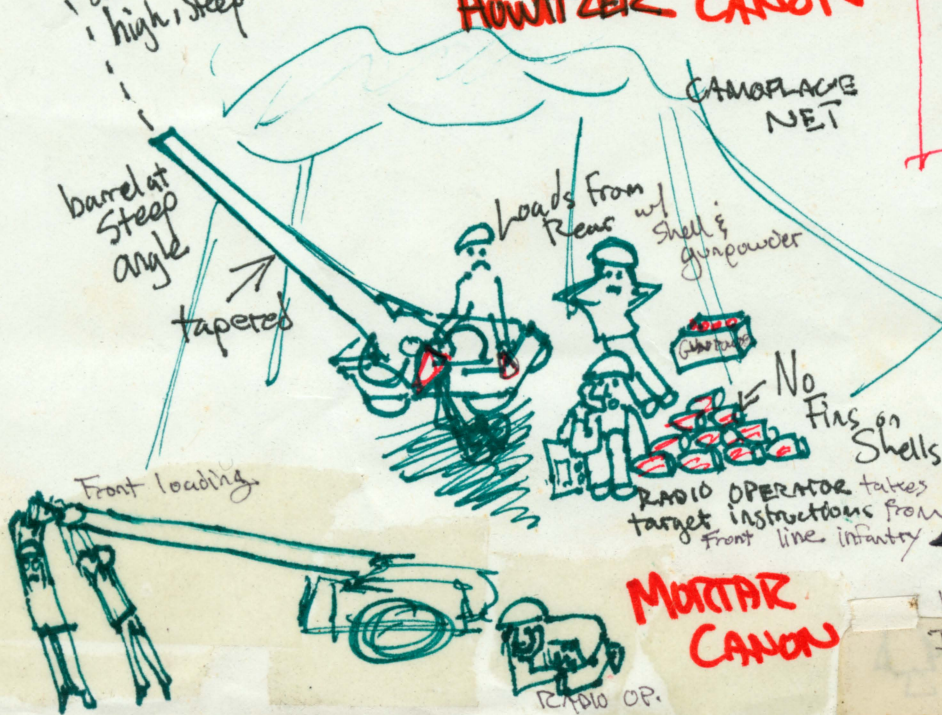
LIGHT ARTILLERY MORTAR (NOT USED TOO MUCH BY 4th 2nd DUE TO BAD TERRAIN)

BAZEOKAS — similar but ~~tried~~ balanced on shoulder of kneeling soldier

Very long, 5 feet. Loaded by 2nd man at rear


HOWITZER CANNON

Not generally used by 4th 2nd light Infantry because it was not an effective anti-personnel weapon in poor terrain w/ no clear shots. Used to blow up tanks, buildings, trucks.



MORTAR CANNON

Loading is from rear — ~~more~~ propulsion is provided by small charge (as w/ mortar) or bag of gunpowder loaded behind shell. Ignition by trigger on outside.



WENT IN FANTASY

(IX BASIC TRAINING contin.)

CAMP SHELBY, HATTIESBURG, MISSISSIPPI

MUSIC: 1940's SOUTHERN JAZZ

1940's MISSISSIPPI SCENES

"COLORED" SIGNS

"WHITES ONLY" FACILITIES

JA SOLDIERS EATING WATERMELON

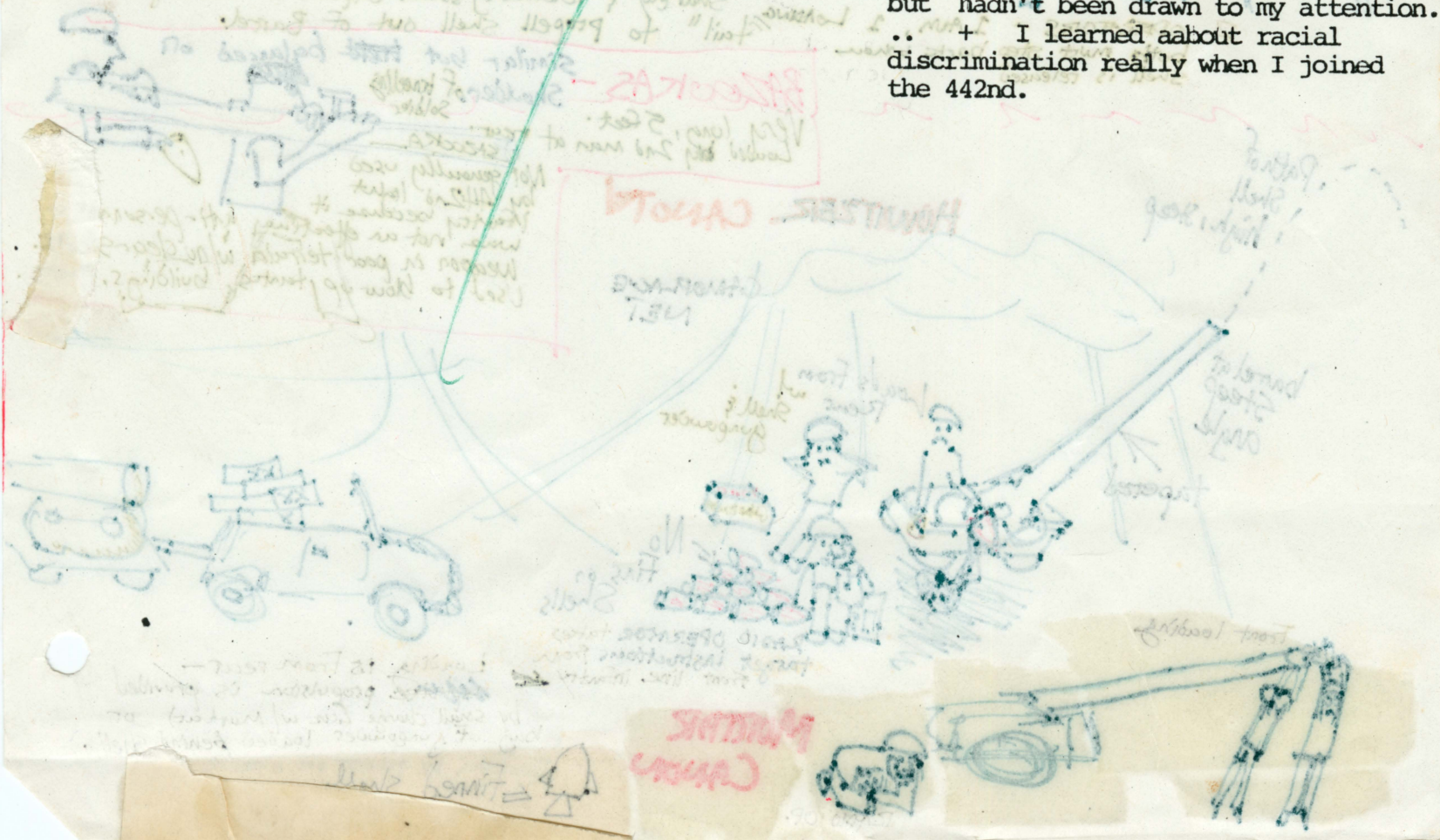
2 PIX of this

KENT V/O intro (TO COME) : Camp Shelby basic training was in deep south.. Jim Crow customs. How would JA fit into this situatio which wa completely new to them?

CHET V/O (Presidio WILD; P. 7, app. 20 sec)

"From the beginning..we were alerted that you were not to go to back of bus, ...or use colored drinking fountain.. we were considered white....

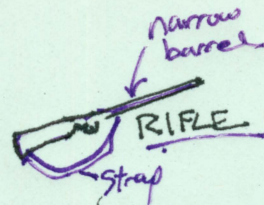
"We were a little upset..some of us did didn't understand what this meant.. I myself didn't understand, St Louis was a segregated town.. but hadn't been drawn to my attention. .. + I learned aabout racial discrimination really when I joined the 442nd.




WEAPONS: identification, used, characteristic Sound

LIGHT INFANTRY WHAT?

RIFLES — Carried by all foot soldiers. Shots single bullets



GRENADES — " " " " " " Hand thrown bomb. Explodes & destroys by scattering metal fragments (scrapped). SOUND: Range limited by distance soldier can throw.



Hand carry — **MACHINE GUN** Before assembly —




MACHINE GUNS — Normally transported by 2 soldiers or 3. one carries ammo, one carries tripod mount. (Can be carried by one person if necessary — operation is easy for 2 but often done by one. Poor accuracy is compensated by blanket coverage of bullets.)



SOUND:


MORTARS — Small ~~version~~ version of Mortar cannons used in Heavy artillery. Shells LOAD from Front (pused down barrel). Shells have "fins" on them. Angle of barrel is low. Barrel is tubular. carried in sections same as machine gun. SOUND:



BAZOOKAS — Carried same as Machine gun or mortar (tripod mounts fit all three weapons I think). Tubular barrel distinguished from machine gun by lack of rapid ammo feed unit. Shots grenade-like missiles with longer range. Poor accuracy necessitates very close proximity to enemy. Not sure if loaded from front or rear.

ARTILLERY — CANNON & TANKS

~~Mortars — Larger versions of above. Shells have "fins"~~



~~Load from top of barrel. Barrel has low angle, shaped tubular. Shell travels in gentle arc.~~

Howitzers — Various sizes — none small enough for grunts.

Shells lack fins.

Loaded from rear

Barrel is sharper angle — shape similar to rifle barrel

Shell travels sharper arc

