

AMF

Date December 27, 1972

Memo from ROCCO V. PORTANOVA

To: Mr. Kaneji Domoto

Dear Kan:

Thought you might like to have these to
wallpaper your living room.



All the best to you in '73.

Sincerely,

Rocky Portanova

Rocky.

Enclosures
RVP:car



World Headquarters

AMF Incorporated, formerly American Machine & Foundry Company, was founded in 1900 as a manufacturer of automatic machinery for the tobacco industry. This ability to develop specialized, high speed, automatic machines for many industrial applications remains an important part of the Company as seen by today's broad range of industrial products and services. These are balanced by an equally wide line of active leisure time products that are enjoyed worldwide by people of all ages and during all seasons of the year.

Some of these widely known leisure products are Voit athletic balls and scuba gear, Harley-Davidson motorcycles, golf cars and snowmobiles, Ben Hogan golf clubs, Head skis and tennis racquets, Roadmaster bicycles, Junior wheel goods, Whitely exercise products, Slickcraft powerboats, Alcott sailboats, and of course, the Automatic Bowling Pinner which AMF pioneered 25 years ago.

In the industrial field, AMF maintains a strong position in tobacco machinery in addition to bakery and stitching equipment, pressure vessels and rail tank cars by AMF Beaird, Maxim industrial silencers and evaporators, Potter & Brumfield electrical relays, Paragon and Venner electrical timers, Tuboscope oil field inspection devices, Cuno filters for liquids and gases, Orbitread retreaders and many others.

These products are manufactured by more than 27,000 employees in 75 plants around the world.

the
company



The building is a striking modern structure clean and simple in design, making effective use of exposed masonry and glass. It is five stories high, with the two upper floors in cantilever style projecting over the lower floors, and slender exterior columns rising from grade level to the third floor. Constructed of precast concrete and bronze solar glass, the building contains 126,000 square feet of office space in which a floor plan of functional design has been created.

The ground floor contains the lobby and administrative services functions such as shipping and receiving, mail room, reproduction services and presentations department, as well as heating and air conditioning equipment. The lobby is of Italian travertine, with a marble sculptured wall of various shades of beige and levels facing the main entrance.

Two dining areas and a large employee lounge are on the first floor. The second floor contains the

Personnel Department plus a number of other departmental offices while the Comptroller's and Treasurer's functions and the main conference room occupy the third. Executive offices, plus the Board and Control rooms, are located on the fourth floor.

Thomas J. Mannino of White Plains, and Brodsky, Hopf, and Adler of New York were the building's architects.

the
building

The AMF World Headquarters is located at the top of one of many rolling hills in the southern tip of attractive Westchester County. Positioned on the outskirts of cosmopolitan White Plains, New York, only a scant 25 miles northeast of New York City, it looks down on the point where Interstate Route 684 intersects the Cross Westchester Expressway (Route 287) which also connects the New England and New York thruways. The Merritt Parkway from Connecticut and New York's Hutchinson River Parkway are also close by. This makes AMF easily approachable by auto from virtually any direction.

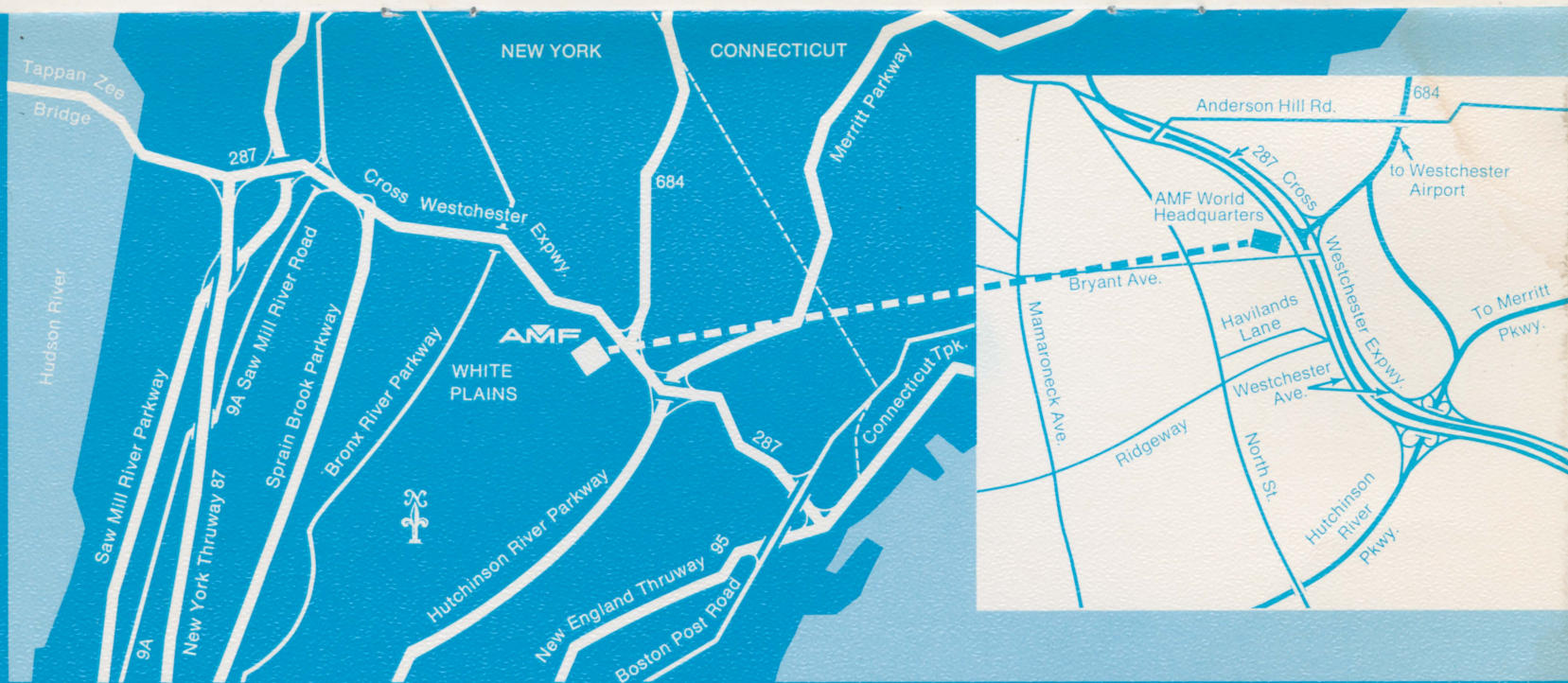
In addition to being located in the midst of this highway network, it is within minutes of the Westchester Airport and about 40 minutes from LaGuardia Airport. The White Plains, Rye and Port Chester railroad stations are about 15 minutes away.

The AMF building itself sits on a ten-acre site situated at the corner of Westchester and Bryant

avenues. Entry may be made from each roadway. An interesting aspect of the site is that landscape architect, Kaneji Domoto of White Plains, made use of the huge stones removed during excavation to create a stone sculpture garden in the same spirit as the noted Ryo-anji Temple in Kyoto, Japan. The stones are placed within a gravel setting and form, in Mr. Domoto's words, "a point of accent."

The 410-car parking area consists of four tiers each separated by several varieties of crabapple and weeping cherry trees which bloom red, white and pink in the Spring months of the year.

the location



AMF | AMF INCORPORATED 777 Westchester Avenue, White Plains, New York 10604